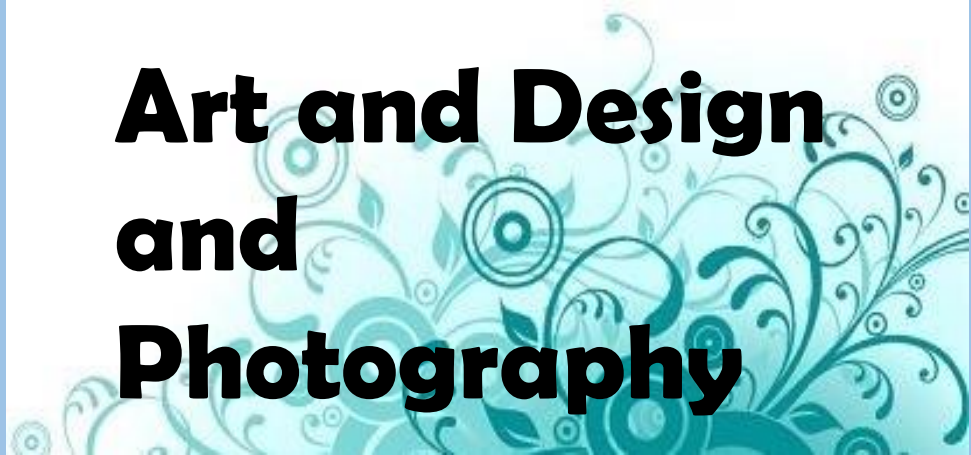


Art and Design and Photography



The creative courses aid personal progression and development. All staff are supportive, make the lessons engaging and help to take your work to the next level. The courses wouldn't be the same without the teachers we have.

Luis - Year 11

"Being creative is a positive act – an act of "putting out there", of belief, of confidence. Creators are contributors. Creative people excite and feed other people. Creative people reflect and create diversity and richness. They help build a sense of identity and a lasting legacy"-

Paul Briggs, Access Art

AQA GCSE Art & Design



Why Art or Photography?

The most important factor is a sense of enjoyment and enthusiasm for the subject. If you wish to improve your existing ability and would like a chance to express yourself artistically, creatively and independently then one of our courses could be for you. You will need to work hard as students are expected to produce at least one page of drawing or design/development work each week and you must be willing to listen and work hard as well as have an interest in the subject.

What will I study?

The first part of the course involves you working in a number of different areas, for example drawing and painting or mixed media work in Art. In Photography you will develop understanding of how to use a camera effectively.

This fulfils the syllabus requirements but also allows you to find out what you can do and which areas you enjoy most. The second part is when you will be expected to gradually direct yourself and take more responsibility for what you do and how you do it. You will also be required to be critical in a constructive way in the study of works of Artists, Designers and Photographers, whether inside or outside the classroom and also review your own work so that you can modify and improve it as each project progresses.



Assessment Objectives

All courses have 4 Assessment Objectives to follow.

A01 Contextual Understanding

A02 Creative Making

A03 Reflective Recording

A04 Personal Presentation

To begin, all students will have an introduction to the course and experience a variety of media activities.

Coursework tasks begin in Year 10 and continue throughout Year 11. This will contribute to **60% of the final grade.**

The Exam (Externally Set Task) will begin in the January of Year 11. **This is worth 40% of the final grade.**

A01	Develop ideas through investigations informed by contextual and other sources, demonstrating analytical and cultural understanding.
A02	Refine ideas through experimenting and selecting appropriate resources, media, materials, techniques and processes .
A03	Record ideas, observations and insights relevant to their intentions in visual and/or other forms.
A04	Present a personal, informed and meaningful response demonstrating analytical and critical understanding, realising intentions and, where appropriate, making connections between visual, written, oral or other elements.



Art and Design



During the course students will produce a portfolio of work.

They will develop ideas in a sketchbook and will experience a wide range of materials in two and three dimensions.

Students will look at the work of artists, craftspeople and designers to support their understanding of how other artists work and how they can inspire their own ideas and the creative process.

Students will be expected to work independently and produce work outside of the classroom by completing research and drawing tasks at home.





**I have been able to express myself
creatively.**

**The lesson is calm and relaxing – I wish I
could stay there all day!**

'Mollie Year 11'



ALEXANDER



Lee Alexandra McQueen, was born (March 17 1969) in London, England - He was found dead on February 11th 2010, London. He's a British Designer known for his ground breaking clothes, shocking catwalk shows and precise tailoring. McQueen grew up in London's east end; he was the youngest of six children. His father was a taxi driver and his mother was a social studies teacher and genealogist.

At age 16 McQueen left school and was employed at London's Andersons and Neppard, where he tailored suits for Mikhail Gorbachev.



MCQUEEN



McQueen returned to London and enrolled at the fashion college Central Saint Martins. There he staged a fashion show for his masters thesis. The show caught the eye of Isabelle Blow, a London stylist. Blow caught McQueen's entire first collection. In 1996 he was named British designer of the year in 1992 - following Givency's retirement. McQueen was appointed by Bernard Arnault, chairman of LVMH.

In 2000 McQueen sold a controlling interest of his signature brand to the multi-brand luxury goods corporation Gucci Group, although he retained creative control. The following year he departed the house of Guency and began to diversify his brand to include fragrances (2003); a menswear collection.





*original image from photoshop
removed hair by cloning mask and copy*

Alexander Khorikov work

Flavence Nally

Alexander Khorikov

plan One

First Major Outcome Plan

2

to create a one and make like in this no the produ am creat box could d free' that teddy.

visual typography do with not as this wa

PHIQUE

A RUE

his work

egan, so do do produ 'freedom', 'stol, as

DECISION ?

Alexander Khorikov painting would be original and colorful. A line drawing is very easy to manipulate after the screen print is done and I can do more to it, and create many variations of the same print, in a very short amount of time. As well as this, it would be harder to include typography in a painting rather than a line drawing as a screen print. Therefore, I feel like plan number 2 is better choice. I would like to see line drawings soon.

plan One

PAINTING

LINE DRAWING

plan 2

LINE DRAWING -

My second idea is to create a line drawing like this one, and make it into a screen print, I would also include typography like in this, and then fit this into the produce packaging that I am creating as the hair dye box could actually be called 'wild & free', therefore the theme matches perfectly.

Influenced by?



Louise Fili - a typography artist who creates beautiful typography, I wish was my work in this piece to be able to do with words in typography, especially the words 'wild & free', as this will be the name of the product.

Louise Fili's work

Louise Fili's work

How dye / produce → the produce will be vegan, so the name of the thing supports the animals and goes with the product also the 'wild and free' produce supports animals 'freedom', it could donate money to charity rescues + work in stol, as usual charity supporting wild animals.












of the
petals
surround
middle
city petal
of the flower
Some petals
have a design
on them, one ex-
ample is the middle
petals on the
lilies I have drawn.

nect
teel



and the pattern of emotion.







Photography

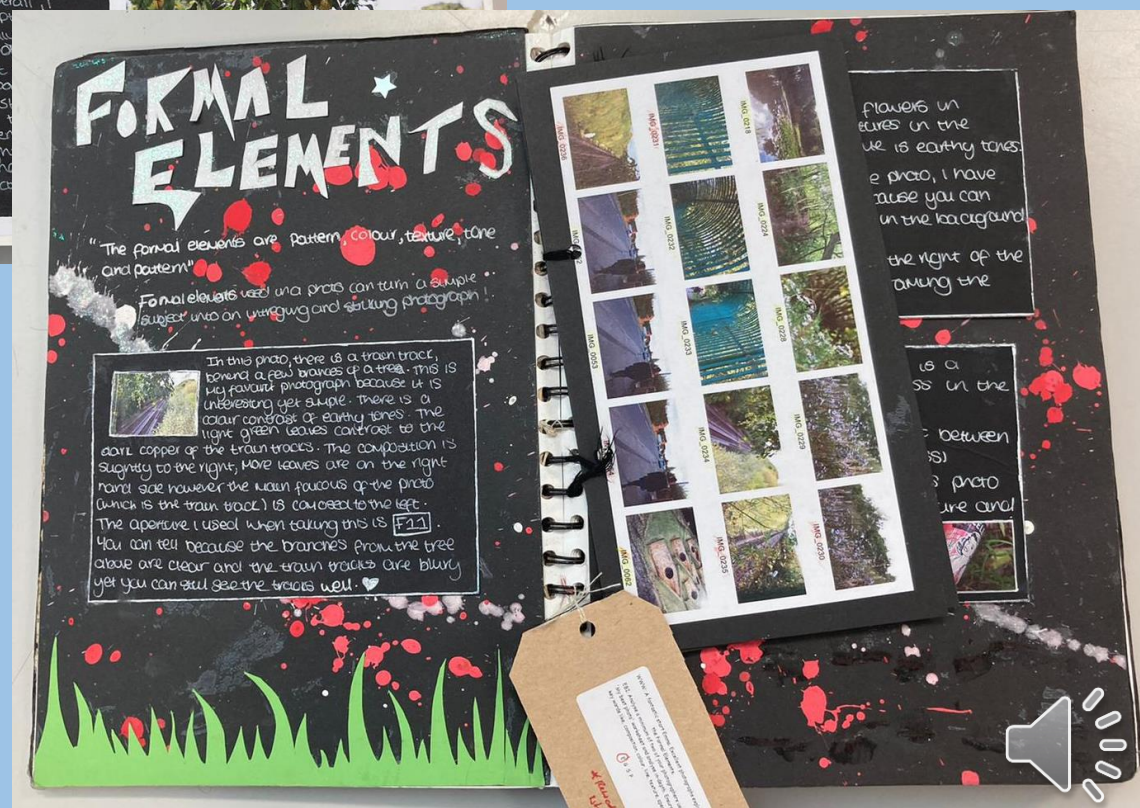
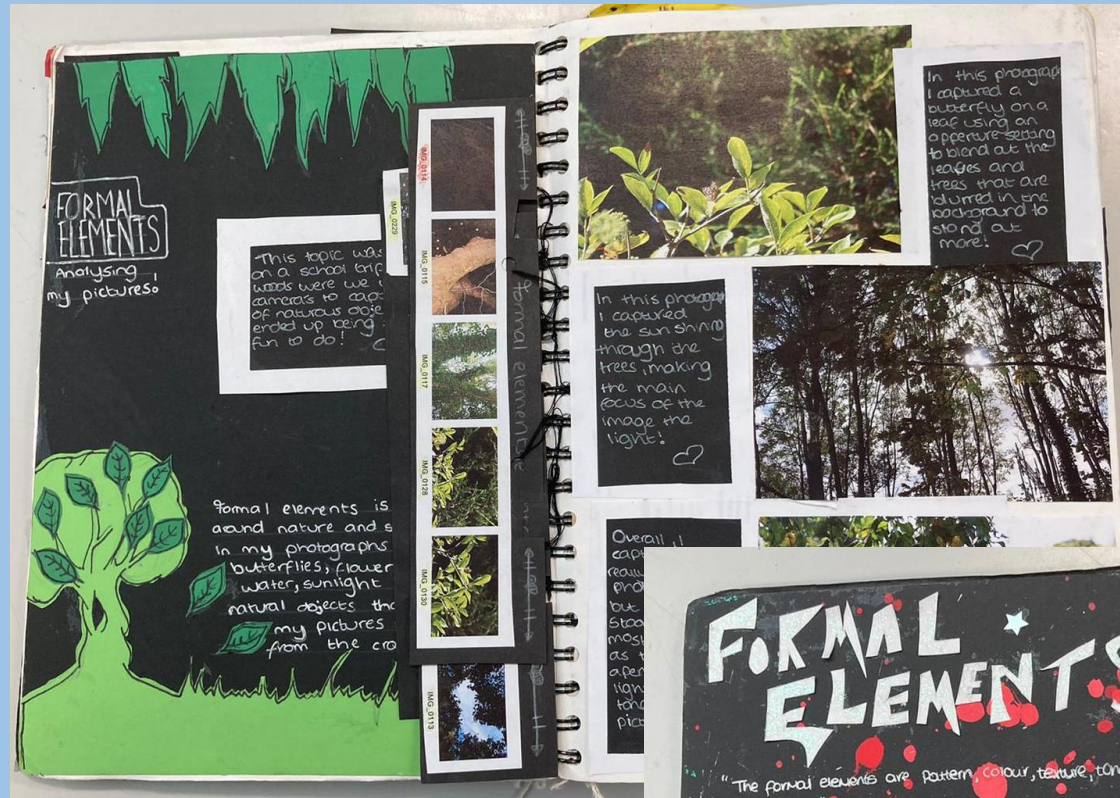

Photography is defined, as drawing with light, and it is this main concept you will explore through using a camera.

You will spend time taking photographs in a fun and experimental manner. You will then be taught how to manipulate those images and present them in a new and exciting format.

This course has a theoretical basis and students will be taught to analyse the work of photographers in depth and respond to their work. This is a very important part of the course and relates to 2 of the Assessment Objectives therefore, 50% of your final grade.

Team work will be important as you plan and set up your photo shoots. There will also be the opportunity to create videos and explore light paintings.

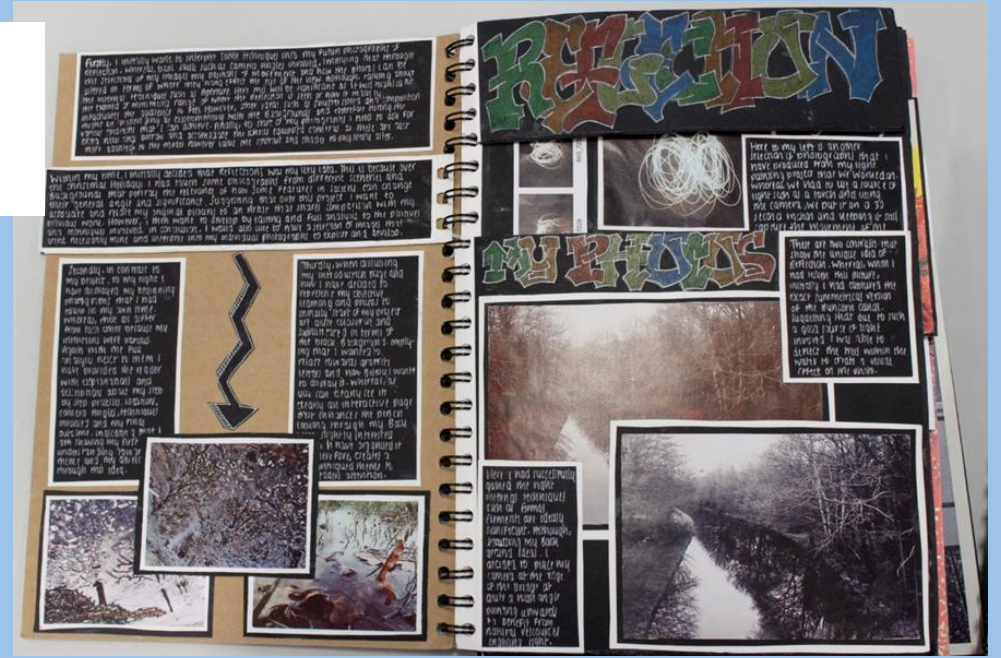





In Photography I can be an individual and convey this through images. I would like to consider Photography as a career and this has been a perfect start. 'Demi Year 11'



Photography is an exciting medium to learn and explore. You will learn about how to take photos in Manual mode and how to edit them using experimental media and digital platforms.



Photography is not just about taking photographs. It relies heavily on reflective in depth analysis, through planning and a creative imagination to present your final photos. Support sheets and writing frames are provided, but you must be able to think outside the box and demonstrate creative flair.



Art and Design Artist or designer, fashion or textiles designer, interior designer, architect, graphic designer, crafts person- ceramics or product designer, film maker, animator, hairdresser, make-up artist, gallery or museum curator, photographer, studio manager and public spaces designer.

Creative industries in the United Kingdom are set to grow at double the rate of the economy and have been quoted as forming over 50% of new jobs during the next decade. Art will help equip you with the skills required to find gainful employment in creative roles and industries such as animation, high end television or video games design, which are just three growing areas of employment in the UK.

Possible Careers

Photography There are a wide range of careers related to photography from product, forensic, fashion, press, wedding to name just a few. It will also provide a good basis for those who want to become film makers and animators. Photography also relates well to graphic designer, web designer, interior designer, architect, product designer, illustrator, gallery or museum curator.



design

print style template work draw
concept drawing wallpaper media modeling layout visual
graphic painting system modern typography banner designer
business interface creativity trend art identity digital
metaphor perspective original creative information
graphics vision advertising picture project
brand arts abstraction photography conceptual frame colorful
simple requirement paint planning converting commercial pencil
idea fashion inspiration decorative printing artist
web sketch beauty thought artwork symbol form
materials website